



**Supercharge your pasture
for a great autumn**

 **BARENBRUG**

2 sure-fire ways to get your farm humming

What's the one thing that will get you through even the tightest of times?

Home-grown feed.

It's your biggest ally in keeping costs down, and production up.

Make the most of this asset with two strategic investments in the weeks ahead, and you and your animals will thrive through 2024 and beyond.

- **Revive damaged paddocks**
- **Renew with proven cultivars**

The secret to success? Resist the temptation to cut corners! If the budget's tight, restore and sow smaller areas, but do it right. That way you save yourself the stress of a poor result.



Contents

	Page
1 Stitch and grow	
Undersowing damaged pastures	4
2 Pasture options	
Perennial favourites	6
Hybrid vigour	8
Quick fix	9
What else?	10
Great whites	11
Contact our team	12
Gain new Insight	12

Stitch and grow

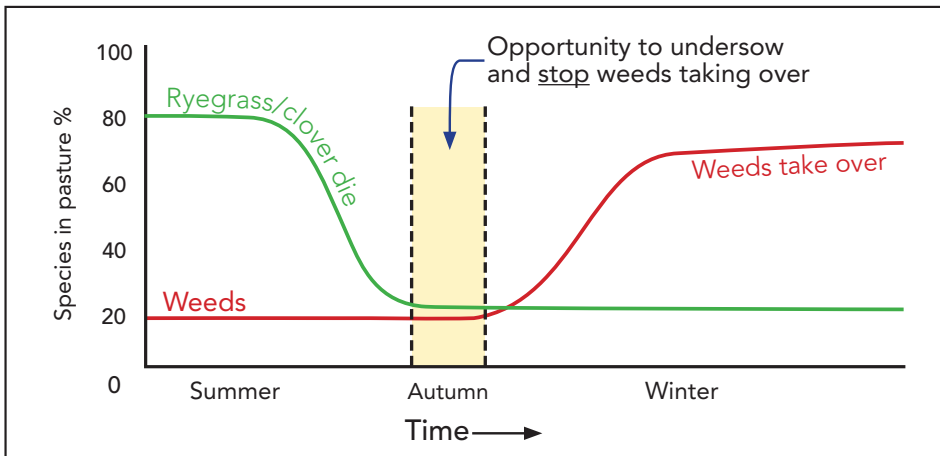
If some of your pastures have thinned out, you're not alone. Undersowing gives them a fast shot in the arm so they can get back growing well again.

Undersowing is all about timing. Leave those paddocks as they are, and they will just go backwards, eroding your productivity.

Don't stand for that! Get in first with *Forge NEA* or *Shogun NEA12*, (page 8). Fill thin pastures before the weeds do, and give your animals the high quality feed they deserve.



Undersowing race - timing is everything.



What's it worth?

Heaps, as much as 2-3 tonnes of high energy dry matter/ha in the next 9 months alone, worth \$600-900/ha. Plus it stops weeds eating a hole in your production, looking ugly and putting your stock off grazing. But only if done well.

How to get a great undersowing result



1. Pick the right paddocks.

There must be space for new seed to grow, so don't undersow pastures already thick with grass or weeds.

2. Order seed, and book your contractor if needed.

The weeds are already poised to invade, so move fast. If it is dry, sowing dry can work well once we're past the 1st of March. Seed is safe in the ground, and its ready to go with rain.



An ideal candidate for undersowing – dead plants and bare ground.



Difficult dry and continued wet conditions have damaged pastures.

3. Graze paddocks well if you need to, then direct-drill straight away

with treated *Forge NEA* or *Shogun NEA12* at around 15-20 kg/ha straight after.

4. Sow no deeper than 2.5 cm.

Settle the seed and soil with a nice harrow and/or roll, and watch out for slugs.

5. Graze normally, but be mindful.

Treat undersown pastures like they've just been renewed, and they will flourish.

Perennial favourites

Nothing says home grown feed like perennial ryegrass. But not all perennials are equal. You need pastures you can trust to earn their keep, and then some.

No matter where or what you farm, we have you covered for autumn renewal.



All farms

Array The ryegrass every hard-working ruminant has been waiting for. Tall, leafy and densely tillered, it's super easy to eat and unbeaten for yield in industry NFVT trials. Buffer your system with great cool season growth; utilise soil nitrogen more efficiently, and give the tractor a rest - it's very persistent.

Maxsyn The next generation in perennial ryegrass. Persistent, tough and prolific, *Maxsyn* keeps you growing more on every hectare year-round, even in summer and autumn, when it really shines. Plus it has plenty of tillers, so you know it's very robust and adaptable.

Governor The great all-rounder. An outstanding survivor, and always there for leafy, green grazing when you need it in early spring and autumn, whether it's for calving, lambing, flushing ewes for mating or keeping cows milking well.

4front The tetraploid that cushions your farm footprint. Good for the environment, and for your animals too. So tasty and easy to manage, you can let it grow a bit longer and animals will still scoff it up and thrive, producing more milk and meat off the same land area, for the same amount of nitrogen.



Red meat specialist

Rohan The low-maintenance spreading ryegrass. Covers the ground like nothing else, protecting your hill country with fine, dense pasture and keeping your sheep and beef happy with palatable, persistent feed all year long.

Tyson The earliest of early starters. Add 35% more feed to the menu for hard-working mums during lambing and calving, and watch those young animals prosper, without taking it all off mum's back. Especially good for weaning lambs straight onto the truck.



Fat and happy – Tyson doing what it does best.

Hybrid vigour

Need rockstar pasture for 2-5 years? Hybrid ryegrass is the answer. Even better, it will last longer if you look after it well.

All farms

Forge The new national champion in 3-5 year pasture. Succulent, super-abundant and lighter on the environment, this high-yielding tetraploid puts more energy into every mouthful to help you get the best out of your animals year-round.

Shogun The legendary tetraploid hybrid for 1-3 year pastures, now supercharged with *NEA12* endophyte and even more yield. Fast, delicious, nutritious and guaranteed to make animals happy.



Shogun mixed pasture

Quick fix



Short-term pasture doesn't have to mean short-changing yourself on production. Even 1-2 years of great growth helps bolster your farm grown feed.



All farms

Tabu+ The record-breaking Italian animals love. Sow and stand back; you'll be grazing this sooner than virtually anything else, and it thrives in cool weather. This 1-2 year option has phenomenal winter yield.

Hogan The classic large-leaved annual for an 8 month grass crop. Another super-fast starter, with the advantage of top-rated yield so you can maximise animal performance off every hectare.

Catch-crop+ The luscious leafy *Hattrick* oat that grows the maximum tonnage of valuable winter feed, mixed with *Tabu+* ryegrass for extended re-growth into spring.



What else?

If ryegrass doesn't always suit your conditions, other species will.

Redefine The cocksfoot that gives new meaning to 'fine leaves'. Get legendary cocksfoot persistence without the clumpy, aggressive behaviour and clover suppression of older varieties.

Morrow The better red clover. Energy-rich, happy in the sun and tap-rooted for summer resilience, *Morrow* tempts even the fussiest of eaters, and you can graze it more often.

Captain The cool season plantain for feed when you need it most. Drought tolerant, with plenty of summer growth too, it also has properties to reduce nitrogen leaching.



Redefine (L) makes friends with legumes unlike old cocksfoot (R).


Great whites



Never under-estimate the nutritional and environmental power of high performance white clover.

All farms

Ruru The lush, stronger white clover. Give your animals more energy and protein in summer and fix more nitrogen too with this new medium leaved cultivar bred for higher yield year-round on all farms.



Dairy

Kotuku The large leaved white clover cows love. Thrives in summer, nourishing animals when ryegrass is not always at its best. *Kotuku* yields well and establishes fast, so it's also ideal for oversowing. Mix 50:50 with *Ruru*.

Red meat

Apex The strong spreader for persistence and improved tolerance of hard grazing, summer dry conditions and clover root weevil. Don't miss out on white clover's many benefits just because you have harder country. Mix 50:50 with *Ruru*.



Captain (centre) in July – thrives when other plantains slow.

Contact our team

1. Julie Gaukrodger

Area Manager

M 021 775 387

E jgaukrodger@barenbrug.co.nz

2. Paul Hames

Area Manager

M 021 908 177

E phames@barenbrug.co.nz

4. Bruce Paterson

Area Manager

M 021 495 594

E bpaterson@barenbrug.co.nz

3. Paul Sharp

Area Manager

M 021 540 673

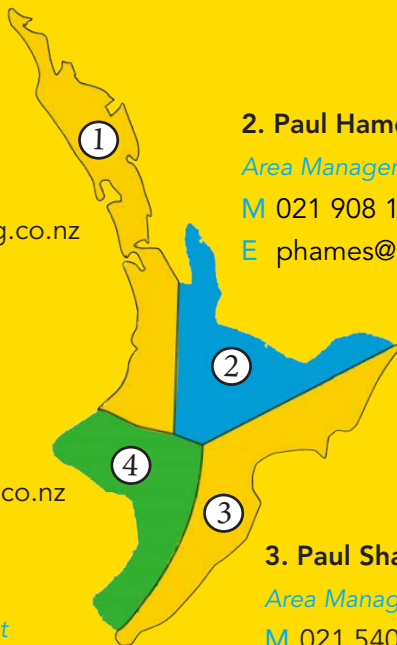
E psharp@barenbrug.co.nz

Gemma Hansen *Agronomist*

Upper North Island

M 021 103 6810

E ghansen@barenbrug.co.nz



Gain new Insight

Keep up to date with all things pasture and home grown feed by signing up for 'Insight'.



Scan the code, let us know a few details, and you're good to go.

E-mailed straight to your inbox each month.

Free and only available to subscribers.